

BABY-LITE (LED-4)

Lighting Tower complete with
Silenced 4kVA Diesel Generator



When looking for a portable, easy to manage and highly versatile lighting solution, look no further than our MHM Lighttower Baby-Lite (LED-4).



**4M
MAST**



Features

LIGHTING TOWER

- 4 x 200W LED 360° swivel & tilt lighting head (230V or 110V power required)
- 4m vertical stainless steel vertical mast
- Front, side & rear fork pockets
- Generator can be removed in under 10 minutes
- Complete on trolley kit, folding handles + 2 x fully adjustable stabiliser legs

GENERATOR

- 4kVA (230V/110V) AC generator power
- Linz alternator
- Kohler/ Lombardini diesel engine
- HVO (Hydrotreated Vegetable Oil) fuel approved
- Silenced canopy

Benefits

LIGHTING TOWER

- 2,300m² of illuminated light coverage
- For quick and simple erection
- For easy lifting on site
- Allowing the use of either the lighting rig or generator separately
- For easy portability and set up

GENERATOR

- Plenty of power to run the lighting head plus small tools on site
- Heavy duty and proven reliability
- Electric start, power, reliability & robust strength
- Suitable to run off either diesel, HVO or a mixture of both fuels
- Reduced noise level

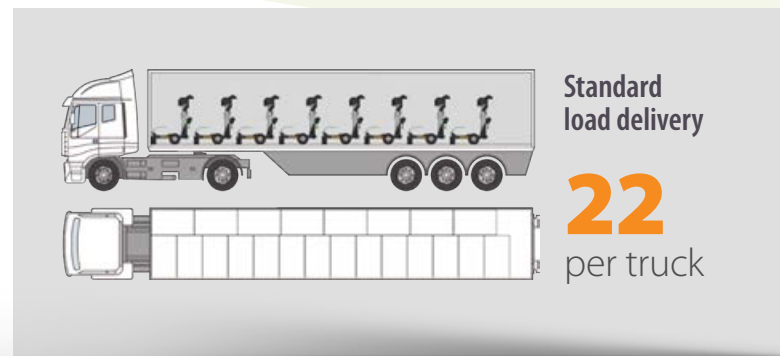
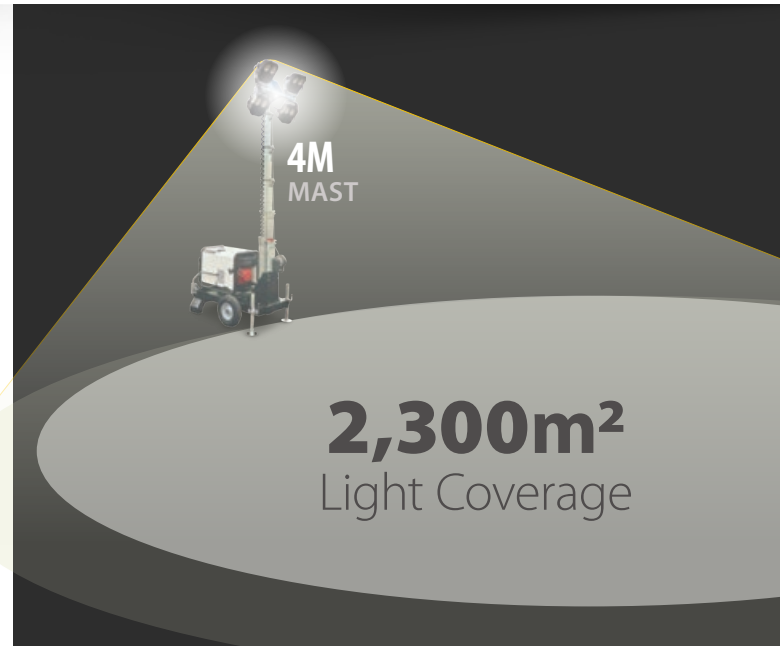



Designed in the UK,
built in Italy

Use just as a light only



Generator can be removed



Specification

Performance

Alternator	Linz	Three Phase Power (400v)	N/A
Single Phase Power (110V)	4kVA/ 3.2kW	Noise Level	LWA=95 dBa@7m=70
Single Phase Power (230V)	4kVA/ 3.2kW	Insulation Class	H
		Mechanical Protection - IP	23

Engine

Make	Kohler/ Lombardini	Cooling	Air
Type	15LD350	Fuel Consumption – Litres/hour	0.6
Fuel	Diesel / HVO (HVO = BS EN 15940:2016 Only)	Fuel Tank Capacity – Litres	13
Number of Cylinders	1	Average Runtime 'All Lights On'	22
Power – HP	6.5	CO ₂ Output Per Hour 'All Lights On'	1.57 kg
Engine Speed – RPM	3000	Starting System	Electric

Lighting

Light Coverage	2,300m ²	Max Mast Height	4m
Lighting Head	4 x 200W LED	Mast Type	Manual
		Certified Wind Stability	110kph / 70mph

Dimensions (Flat base plate to fit generator)

Length: 1080 mm	Width: 590 mm	Maximum Load Weight:	275 kg
-----------------	---------------	----------------------	--------

Dimensions (Storage mode: handles folded in, stabilisers up & mast down)

Length: 1470 mm	Width: 865 mm	Height: 1900 mm
-----------------	---------------	-----------------

Dimensions (Operating mode: handles folded out, stabilisers down & mast up)

Length: 1870 mm	Width: 865 mm	Height: 4000 mm
Dry Weight (No Fuel): 298 kg		Wet Weight (Fuel Full): 312 kg

Socket Configuration	1ph (230V)		1ph (110V)	
	32A	16A	32A	16A
Generator	-	1	1	1

For more details call **MHM TODAY**
on **0808 168 9099**

Email sales@mhm-group.co.uk or visit us at www.mhm-group.co.uk